

Shortly, your puppy from Tejano Havanese will be coming home to be a part of your family! While you are waiting, you might want to shop for a few of the basic (and not-so-basic) items your puppy will need. While some of these items might be able to be found at local Pet and Specialty stores, you might locate a wider variety and have more success at a catalog or internet pet retailer. Here are a few we have used before:

General Dog Supplies

Doctors Foster & Smith – www.drsfostersmith.com

Good Dog Express – www.gooddogexpress.com

In the Company of Dogs – www.inthecompanyofdogs.com

JB Wholesale Pet Supplies – www.jbpet.com

Jeffers Pet – www.jefferspet.com

PetEdge – www.petedge.com

Revival Animal Health – www.revivalanimal.com

Sit Stay – www.sitstay.com

Specialty Sites

Barks Pup Avenue – www.barkspupavenue.com - Dog designer fashions, gourmet treats, etc.

Calling All Dogs – www.callingalldogs.com - Think Legally Blonde 2...grin. Lots of unique products for the dog who is always in style.

Doc Barkers – www.docbarkers.com - raised feeding stations

Doolittle's – www.doolittles.com

Ena Lane – home1.gte.net/2showoff/showoff.html - good source for padded collar show leads which are nice for those ever expanding puppy necks; also sells small latex rubber bands and bows for top knots

Fetch Pets – www.fetchpets.com - check out their "incognito carrier" for discretely carrying your dog into all sorts of places

George – www.georgesf.com - Website for the pet store, George, in San Francisco... reminds us of The Gap for dogs!




Snoozer Dog Beds - www.snoozer-dog-beds.com – carries dog beds, raised car seats and the Wheel Away tote which is a great wheeled dog carrier for use in cabin on airplanes.



Tails by the Bay – www.tailsbythebay.com - upscale pet accessories


Waggin Tails – www.waggintails.com - Dog foods and treats

The Essentials

These are the items you will want to be certain to have on hand in order to make your puppy’s transition as smooth as possible for both of you.

	<p>Food</p> <p>Your puppy has been eating Iams ProActive Health Smart Puppy Small Breed and Toy Dog food here. We will send a small bag home with you. It should be readily available in stores like PetSmart or Petco and is also available at some grocery stores.</p> <p>You may decide to change your puppy’s diet at some point. If so, please be sure to continue feeding a premium dog food to ensure optimum health. If you do decide to change foods, please do so very gradually by mixing increasing quantities of the new food into the existing food so you minimize the impact on your puppy’s digestive system.</p> <p>Also, you will also want to use stainless steel bowls for food and water. Some owners (especially those whose Havs are light colored) like to use rabbit type waterers for their pets to avoid moisture in the facial area which can lead to staining.</p>
	<p>Training Treats</p> <p>You will want to have treats on hand to reward your puppy every time it does something “good”...going potty on the puppy pad or outside, obeying a command, going into it’s kennel or ex-pen, etc. Here are some of our favorites:</p> <ul style="list-style-type: none"> - Small bites of string cheese (be sure to make them small enough to avoid choking, but easy to get at your local grocery store) – yes, the same treat that kids love will work well with dogs. If you ever see me in the showring with something in my mouth, you can bet it is a small bit of string cheese to use as bait for the dog. You see, I don’t “do” raw liver...grin. - Zuke’s Mini Naturals – healthy, small sized, soft chew treats are great as they are only 2 calories each so your puppy won’t fill up too easily during training sessions (available at specialty pet stores like Natural Pawz in The Woodlands or just search online) - Solid Gold Jerky Treats – these treats come in lamb, beef or turkey varieties and are also small soft chew treats (available at specialty pet stores like Natural Pawz in The Woodlands or just search online).
	<p>Treats for Chewing Behavior While Teething</p> <p>Your new puppy is still getting a full set of puppy teeth and has a natural need to chew. If you don’t provide an acceptable alternative, they are likely to chew on things like furniture, shoes, your toes, etc. So, we suggest that you have a treat to help ease the pain of teething for them available in every room where the puppy will have access so you can provide it to them when they start to nibble on something else. This phase will last for several months as they first get their puppy teeth in, then those drop out to be followed by their permanent teeth.</p> <ul style="list-style-type: none"> - Vanilla Cow Ears – usually these must be ordered online, but are worth the effort. Do not use pigs ears found in local pet supply stores instead as those will leave your puppy with a greasy muzzle and a nasty smell. - Bully Sticks/Pizzle Sticks/Flossies – these are all dried, um, bull penis. Our dogs love them and they come in straight, braided and twisted versions. The twisted version (often called “flossies”) are well suited to young pups as they can get their mouths around them easily. Find them online, at some pet stores and at specialty pet stores like Natural Pawz. - AVOID GREENIES AND RAWHIDE TREATS OF ALL SORTS AS THEY ARE CHOKING HAZARDS OR CAN CAUSE DIGESTIVE BLOCKAGES

	<p style="text-align: center;">RESULTING IN DEATH OR REQUIRING SURGERY.</p> <p>Housebreaking Supplies</p> <ul style="list-style-type: none"> - Puppy pads/potty pads – although you can purchase versions of these at pet supply stores that are specially treated with a certain smell to attract your puppy to use them, that really is not needed. Here, your puppy has been using the same sort of pad sold in grocery stores, Walmart, Target, etc that is made as a bed pad for humans. Much less expensive and usually larger so the puppy has more target to hit. Always a good idea! - Nature’s Miracle Pet Odor Spray/Stain Removal – even when we think we have cleaned up a spot where a puppy has had an accident, a dog’s nose is so sensitive that they can still smell it and the dog’s natural instinct is to return to a place where they have previously gone potty. So, your job to help remove the smell from any accidents by cleaning with an enzymatic cleaner, such as Nature’s Miracle. This is available at local pet supply stores such as Petsmart or Petco.
	<p>Crates/Kennels/Sherpa Bags/Containment</p> <p>We strongly recommend that you have a system in place to contain your puppy when he first arrives at home. This should not be a negative type situation and ideally will be located in a high traffic area of your home so puppy will not feel punished, ignored or left alone. You will place your puppy in this area whenever you cannot watch him. The number one cause of puppy behavior problems is too much freedom, too soon! So, what will you need?</p> <ul style="list-style-type: none"> - a kennel, crate or sherpa bag – any of these can be used as your puppy’s “den”...the place where they can retreat for a little peace and quiet. Remember that a dog will not usually soil it’s den, but that only holds true if the crate is not too large. For that reason, you will usually want the smallest size available. You can choose whatever style best suits your needs: <ul style="list-style-type: none"> o Plastic, Hard sided kennel – VariKennel is our favorite brand, but any one will work. These are good for car travel as well. Available at most discount or pet supply stores. Choose a #100 or #200 size in most cases o Soft sided, canvas kennel – these are nice and are easy to transport but be aware that most Havanese will eventually figure out how to unzip them o Sherpa Bag – this can be used while your puppy is still small and is useful if you plan to travel by plane with your Havanese at some point as this is required by the airlines for in-cabin travel. While you can find these in local pet supply stores, if you order online you can have a choice of colors as well as models which include wheels (convenient for toting through airports) and backpack models. - No matter what type of crate/kennel/Sherpa you decide upon, you will want a soft kennel pad of some sort for your puppy’s comfort. - During the day, we recommend containing your puppy in an exercise pen (expen) any time you cannot watch them . These are available online or through local pet supply stores like Petsmart or Petco.
	<p>Flea/Heartworm Preventatives</p> <p>We use Heartgard Plus along with Frontline Plus to protect our dogs from heartworms, fleas and ticks. In all cases, an ounce of prevention goes a long way! In the Houston climate, we use these products year round. Those of you who live in colder climates should check with your vet to see if they can be discontinued during the winter months. Please do not use Revolution as we have known dogs who became</p>

	<p>infected with heartworms while on Revolution.</p> <p>Collars/Leads/Leashes</p> <p>For pet Havanese, you will want to use a small, adjustable nylon collar and leash at first as they grow rapidly and this will adjust with growth. You can also use a harness instead of a collar as their trachea can be delicate as a puppy. Many pet owners also like to use a lightweight flexi lead which is retractable. This is good as long as you maintain control, otherwise your dog is walking you! A rolled leather collar is the best long term collar for a Havanese as it does not destroy the coat in the neck area.</p> <p>For show Havanese, you will not use a collar on a routine basis as you want to be very careful about coat and any collar will eventually rub the coat causing breakage. Instead, you will use a show lead which has a collar built in whenever you take your Havanese on a walk or in public. We prefer a show lead with a padded collar (a kindness lead) as shown here. Only available online at http://www.dog-bows.com/cgi-bin/shop.cgi?database=leads&action=view_product&productID=KC_LEAD&category=0 where you can order custom colors to match the color of your dog's coat in the neck area, your favorite show outfit, etc.</p>
	<p>Grooming Products</p> <p>In most cases, you will have a better selection at a lower price if you order these online through one of the pet product catalogs such as www.petedge.com or www.jbpet.com.</p> <ul style="list-style-type: none"> - Teflon coated greyhound comb – this is a metal comb with graduated teeth. Teflon coating helps preserve coat. - Small pin brush – this is a must once your Havanese grows into a fuller coat as you must get down to the skin when brushing in order to avoid matting. Our favorite brands here are Plush Puppy, Chris Christiansen, and #1 All Systems - Face comb/flea comb/moustache comb – all basically the same thing, a small comb with finely spaced teeth to comb your dog's muzzle and facial areas - Cat nail scissors – used during the puppy phase to trim the ends of your puppy's nails on a weekly basis - Shampoos/Conditioning Products – we like the following lines <ul style="list-style-type: none"> o Baby shampoo (tearless) until your puppy can be fairly calm during bath time o Plush Puppy – we love all of their shampoos and conditioners! Also their Reviva Coat foam conditioner is great for coats. Go to www.plushpuppyusa.com o Vellus – we also like the Vellus line of shampoos and conditioners plus their static spray is a favorite we use while brushing our dogs here. Go to www.vellus.com o EQyss – this is the only line of products we recommend for grooming which can also be found locally. Pet supply stores like petsmart or petco often carry a few of these products, but your best source is to find a feed store or equine supply store as they are much less expensive for the exact same product! We like their microtek or premier shampoo, premier conditioner and avocado mist.
	<p>Toys</p> <p>Playtime is a fun, learning time for your new puppy so be sure to have several different toys available. They will enjoy small rubber or vinyl chew toys that squeak or small fabric or stuffed toys as well. Also, nylabones are good. Avoid anything with rope as the fibers can come off and become lodged in your puppy's throat or digestive track.</p>

The Extras

Well, you can go crazy here in the world of doggie indulgence, but there are several items our owners have found to be helpful:

	<p>Carseats Helpful if your dog likes to look out the window while riding in a car (which is usually helps prevent carsickness). These often have a harness or clip for your dogs' leash/collar. Several versions are sold online.</p> <p>Thundershirts Helpful if your dog becomes anxious due to loud weather, fireworks, etc. Owners in this situation swear by these. You can find them online at www.thundershirts.com.</p> <p>Strollers Yes, they make pet strollers and these can be of service if you walk somewhere that is not conducive to pets walking. Again, online shopping is the best resource.</p> <p>Pet Clothing This ranges from fun items at Halloween to items needed to survive a cold winter up north. Dog booties to protect pads from ice or de-icing on city sidewalks, coats to keep them warm, etc. Again, usually the best selection and price will come from online shopping.</p>
--	--